


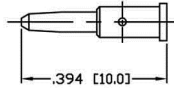
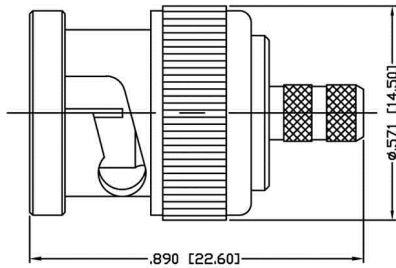
Material Specifications

Left Connector: C1013
 Right Connector: C1013
 Cable: RG316

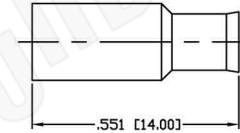
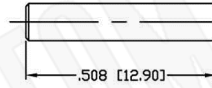
NOTES:

1. XX EQUALS LENGTH IN INCHES
2. LF DESIGNATES LEAD FREE SOLDER

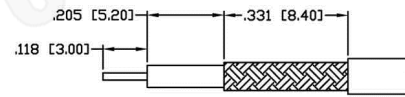
| | | | |
|--|---|---|--|
|  <p>Federal Custom Cable www.FCCable.com</p> <p>1891 Alton Parkway, Irvine, CA 92606 Phone: (949) 851-3114 Fax: (949) 852-8136 Sales@FCCable.com</p> | <p>CAGE CODE 1UKX3</p> | <p>Part Number: CA1059LF-XX</p> | <p>Description: BNC MALE TO BNC MALE COAX CABLE ASSEMBLY WITH RG316 FLEXIBLE CABLE ROHS LEAD FREE</p> |
| | <p>Dimensions Millimeters Inches</p> | | |
| | <p>Scale: N/A</p> | <p>NOTES: 1. DIMENSIONS ARE IN MILLIMETERS INCHES 2. UNLESS OTHERWISE SPECIFIED ALL DIMENSIONS ARE NOMINAL 3. SPECIFICATIONS ARE SUBJECT TO CHANGE WITHOUT NOTICE</p> | <p>THIS DRAWING CONTAINS PROPRIETARY INFORMATION THAT BELONGS TO FEDERAL CUSTOM CABLE, LLC. ANY UNAUTHORIZED USE OF THIS DRAWING IS PROHIBITED WITHOUT WRITTEN PERMISSION FROM FEDERAL CUSTOM CABLE. ALL RIGHTS RESERVED. ©2016 COPYRIGHT FEDERAL CUSTOM CABLE, LLC.</p> |
| | <p>Revision:</p> | | |



RECOMMENDED CRIMP DIE: .068"



RECOMMENDED CRIMP DIE: .130" & .178"



RECOMMENDED STRIPPING DIMENSIONS

Material Specifications

Cable(s): RG174-RG188-RG316
 Body: Brass
 Finish: Nickel
 Insulation: Teflon
 Impedence: 50 Ohms



Federal Custom Cable
www.FCCable.com

CAGE CODE
1UKX3

Part Number:

Description:

C1013

BNC MALE CONNECTOR CRIMP FOR RG174, RG188, RG316, B7805A CABLES

Dimensions
Millimeters | Inches

Scale: N/A

Revision:

NOTES:
 1. DIMENSIONS ARE IN MILLIMETERS | INCHES
 2. UNLESS OTHERWISE SPECIFIED ALL DIMENSIONS ARE NOMINAL
 3. SPECIFICATIONS ARE SUBJECT TO CHANGE WITHOUT NOTICE

THIS DRAWING CONTAINS PROPRIETARY INFORMATION THAT BELONGS TO FEDERAL CUSTOM CABLE, LLC. ANY UNAUTHORIZED USE OF THIS DRAWING IS PROHIBITED WITHOUT WRITTEN PERMISSION FROM FEDERAL CUSTOM CABLE. ALL RIGHTS RESERVED. ©2016 COPYRIGHT FEDERAL CUSTOM CABLE, LLC.

1891 Alton Parkway, Irvine, CA 92606
 Phone: (949) 851-3114 | Fax: (949) 852-8136

Sales@FCCable.com

RG316/U

50-Ohm Flexible Coax Cable; 0.098" Diameter, Single Shield, Tan FEP Jacket



| | |
|----------------------|-----------------|
| PART NUMBER: | RG316/U |
| CATAGORY: | FLEXIBLE |
| DESCRIPTION: | CABLE |
| IMPEDANCE: | 50 OHMS +/-2 |
| DIELECTRIC: | EXPANDED TEFLON |
| OVERALL DIAMETER: | 0.098" |
| DIELECTRIC DIAMETER: | 0.060" |

PHYSICAL CHARACTERISTICS:

| | |
|------------------------|---|
| SHIELD: | SILVER PLATED COPPER |
| JACKET: | FLURINATED ETHYLENE PROPYLENE |
| OPERATING TEMPERATURE: | -55 C TO +200 C |
| WEIGHT: | 12.2 LBS/1000FT |
| CENTER CONDUCTOR: | 0.0201" DIAMETER (7/0.0067") SILVER COPPER CLAD STEEL |

ELECTRICAL CHARACTERISTICS:

| | |
|------------------------|----------------|
| CAPACITANCE: | 29.4 PFARAD/FT |
| MAX OPERATING VOLTAGE: | 1200 VRMS |
| MAXIMUM ATTENUATION: | (db/100FT) |
| A. 100 MHz: | 11.0 |
| B. 400 MHz: | 21.0 |
| C. 1 GHz: | 38.0 |
| D. 3 GHz: | 58.0 |
| E. 5 GHz: | N/A |
| F. 10 GHz: | N/A |
| MAXIMUM FREQUENCY: | 3.0 |
| MAXIMUM POWER: | |
| A. 400 MHz: | 240 |
| B. 1 GHz: | 160 |
| C. 3 GHz: | 80 |
| D. 5 GHz: | 57 |
| E. 10 GHz: | 30 |