


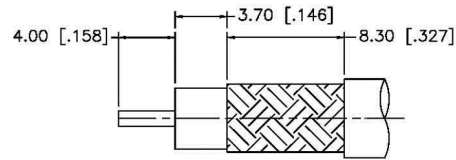
Material Specifications

Left Connector: C1087
 Right Connector: C1087
 Cable: RG400

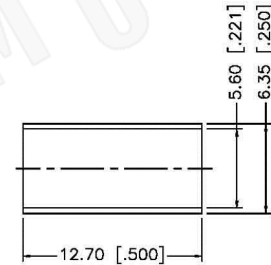
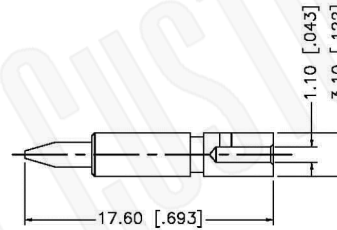
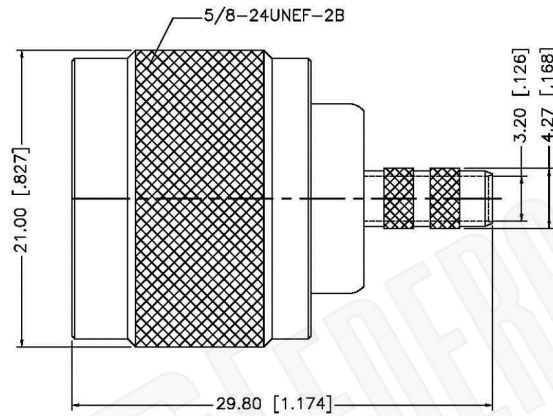
NOTES:

1. XX EQUALS LENGTH IN INCHES
2. LF DESIGNATES LEAD FREE SOLDER

| | | | |
|--|---|---|---|
|  <p>Federal Custom Cable www.FCCable.com</p> <p>1891 Alton Parkway, Irvine, CA 92606 Phone: (949) 851-3114 Fax: (949) 852-8136 Sales@FCCable.com</p> | <p>CAGE CODE 1UKX3</p> | <p>Part Number: CA1269LF-XX</p> | <p>Description: N MALE TO N MALE COAX CABLE ASSEMBLY WITH RG400 FLEXIBLE CABLE ROHS LEAD FREE</p> |
| | <p>Dimensions Millimeters Inches</p> | | |
| | <p>Scale: N/A</p> | <p>NOTES: 1. DIMENSIONS ARE IN MILLIMETERS INCHES 2. UNLESS OTHERWISE SPECIFIED ALL DIMENSIONS ARE NOMINAL 3. SPECIFICATIONS ARE SUBJECT TO CHANGE WITHOUT NOTICE</p> | <p>THIS DRAWING CONTAINS PROPRIETARY INFORMATION THAT BELONGS TO FEDERAL CUSTOM CABLE, LLC. ANY UNAUTHORIZED USE OF THIS DRAWING IS PROHIBITED WITHOUT WRITTEN PERMISSION FROM FEDERAL CUSTOM CABLE. ALL RIGHTS RESERVED. ©2016 COPYRIGHT FEDERAL CUSTOM CABLE, LLC.</p> |
| | <p>Revision:</p> | | |



RECOMMENDED
CABLE STRIPPING DIM'S



NOTES:

1. CRIMPED FERRULE HEX CRIMP SIZE .213" [5.41]
2. CRIMPED CONTACT PIN HEX CRIMP SIZE .100" [2.54]

Material Specifications

Cable(s): RG55,142,223,400
 Body: Brass
 Finish: White Bronze
 Insulation: Teflon
 Impedence: 50 Ohms



Federal Custom Cable
www.FCCable.com

CAGE CODE
 1UKX3

Part Number:

Description:

C1087

**N MALE CONNECTOR CRIMP FOR RG55, RG142,
 RG223, RG400 CABLES**

1891 Alton Parkway, Irvine, CA 92606
 Phone: (949) 851-3114 | Fax: (949) 852-8136
Sales@FCCable.com

Dimensions
 Millimeters | Inches

Scale: N/A


Revision:

NOTES:
 1. DIMENSIONS ARE IN MILLIMETERS | INCHES
 2. UNLESS OTHERWISE SPECIFIED ALL DIMENSIONS ARE NOMINAL
 3. SPECIFICATIONS ARE SUBJECT TO CHANGE WITHOUT NOTICE

THIS DRAWING CONTAINS PROPRIETARY INFORMATION THAT BELONGS TO FEDERAL CUSTOM CABLE, LLC. ANY UNAUTHORIZED USE OF THIS DRAWING IS PROHIBITED WITHOUT WRITTEN PERMISSION FROM FEDERAL CUSTOM CABLE. ALL RIGHTS RESERVED. ©2016 COPYRIGHT FEDERAL CUSTOM CABLE, LLC.

RG400/U

50-Ohm Flexible Coax Cable; 0.195" Diameter, Double Shield, Tan FEP Jacket



| | |
|----------------------|-----------------|
| PART NUMBER: | RG400/U |
| CATAGORY: | FLEXIBLE |
| DESCRIPTION: | CABLE |
| IMPEDANCE: | 50 OHMS +/-2 |
| DIELECTRIC: | EXPANDED TEFLON |
| OVERALL DIAMETER: | 0.195" |
| DIELECTRIC DIAMETER: | 0.116" |

PHYSICAL CHARACTERISTICS:

| | |
|------------------------------|---|
| OPERATING TEMPERATURE RANGE: | -55 C TO +200 C |
| WEIGHT: | 50 LBS/1000FT |
| CENTER CONDUCTOR: | 0.0384" DIAMETER (19/0.008") SILVER PLATED COPPER |
| SHIELD: | DOUBLE BRAID SILVER PLATED COPPER |
| JACKET: | FLUORINATED ETHYLENE PROPYLENE |

ELECTRICAL CHARACTERISTICS:

| | |
|--------------------------|----------------|
| CAPACITANCE: | 29.4 PFARAD/FT |
| MAX OPERATING VOLTAGE: | 1900 VRMS |
| MAXIMUM ATTENUATION: | (db/100FT) |
| A. 100 MHz: | 4.5 |
| B. 400 MHz: | 10.5 |
| C. 1 GHz: | 17.0 |
| D. 3 GHz: | 38.0 |
| E. 5 GHz: | 50.0 |
| F. 10 GHz: | 78.0 |
| MAXIMUM FREQUENCY (GHz): | 12.0 |
| MAXIMUM POWER: | |
| A. 400 MHz: | 1100 |
| B. 1 GHz: | 550 |
| C. 3 GHz: | 350 |
| D. 5 GHz: | 245 |
| E. 10 GHz: | 140 |